

Halton Region

May 2026 New Home Starts

Anthony Passarelli

Lead Economist
(Southern Ontario)

Canada



May new home starts

Halton Region Municipality	Single-detached		Semi-detached		Row		Apartment		Total	
	2025	2026	2025	2026	2025	2026	2025	2026	2025	2026
Burlington (CY)	4	3	0	0	0	0	38	0	42	3
Halton Hills (T)	2	6	0	0	0	12	0	0	2	18
Milton (T)	70	23	0	0	0	0	0	0	70	23
Oakville (T)	22	46	0	0	27	29	561	0	610	75
Region Total	98	78	0	0	27	41	599	0	724	119

May 2026 new home starts neighbourhood spotlight

Oakville (census tract 0615.00)



	Month	YTD
Single-detached	26	65
Semi-detached	0	0
Row	29	168
Apartment	0	0
All	55	233

Halton Hills (census tract 0635.00)

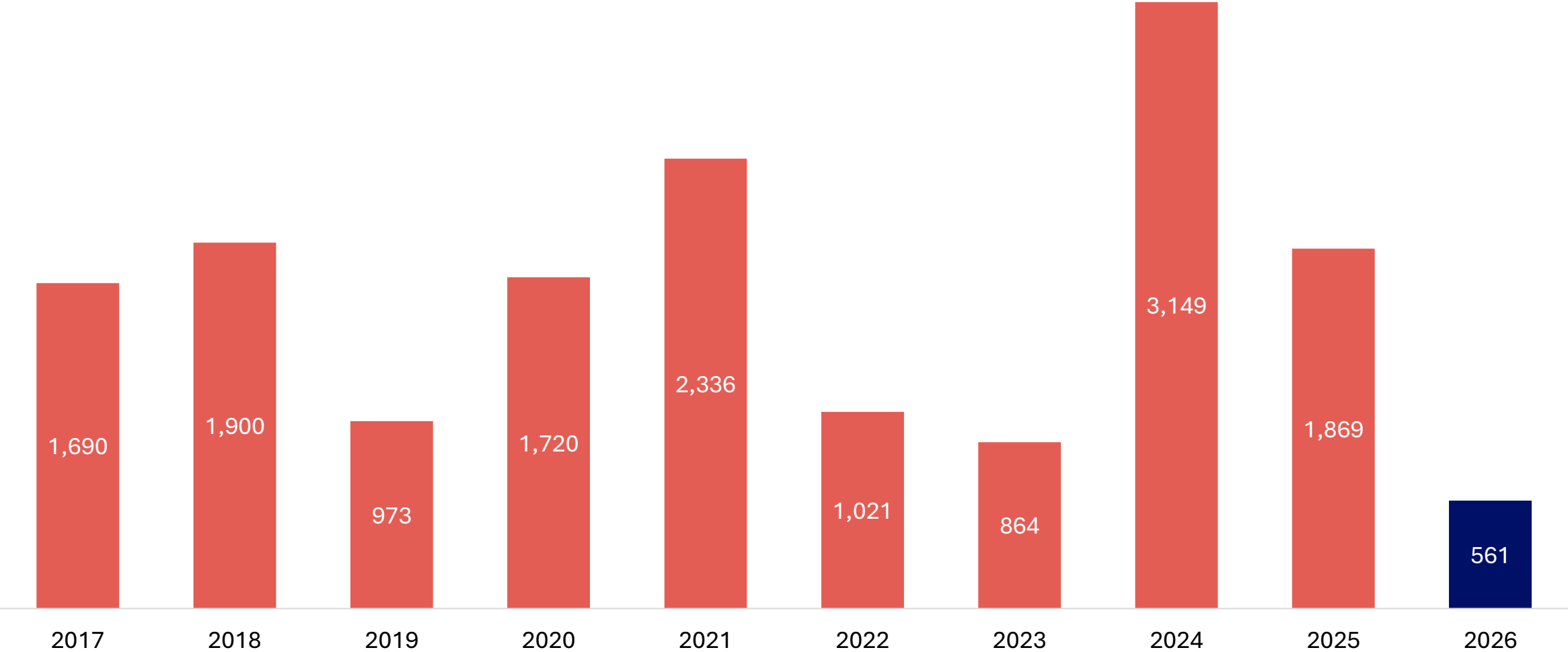


	Month	YTD
Single-detached	5	5
Semi-detached	0	0
Row	12	26
Apartment	0	0
All	17	31

January to May new home starts

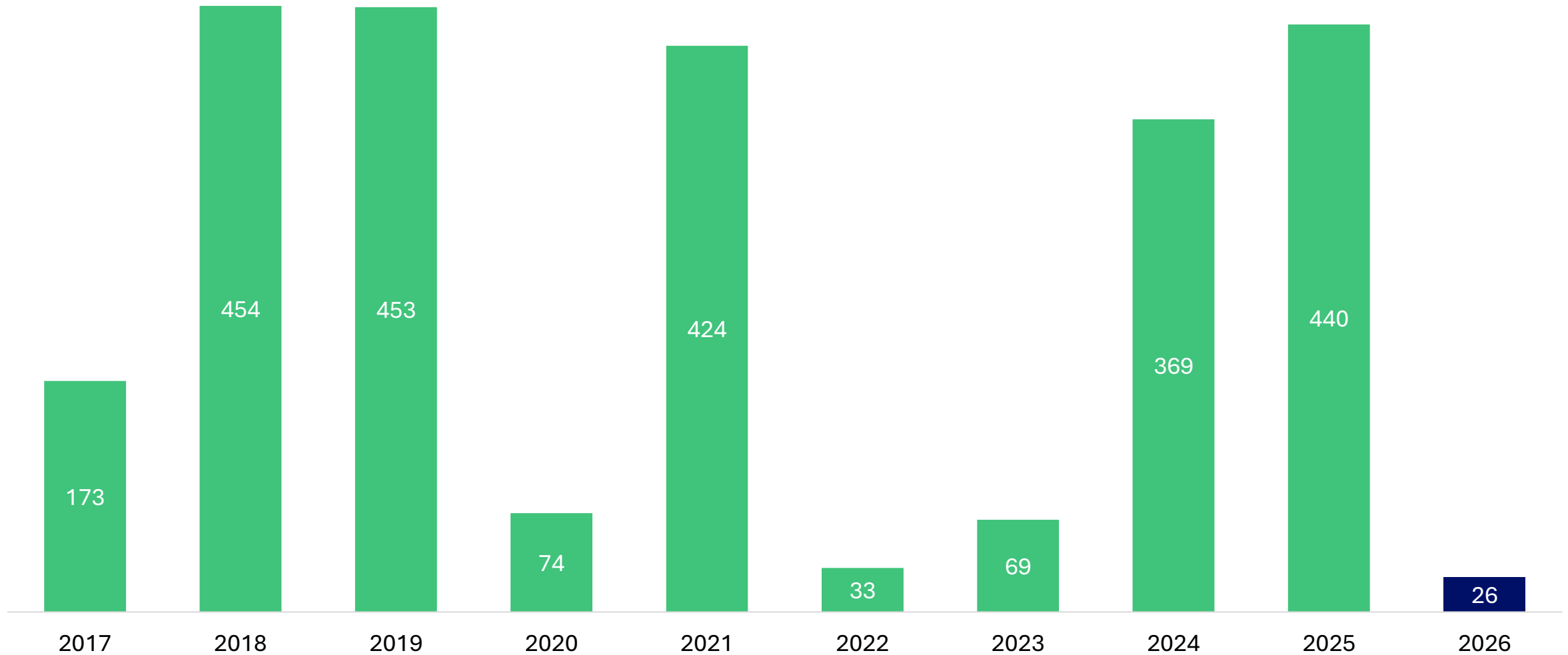
Halton Region Municipality	Single-detached		Semi-detached		Row		Apartment		Total	
	2025	2026	2025	2026	2025	2026	2025	2026	2025	2026
Burlington (CY)	14	25	0	0	0	0	426	1	440	26
Halton Hills (T)	8	8	0	0	0	26	0	0	8	34
Milton (T)	228	121	0	0	27	112	160	0	415	233
Oakville (T)	103	100	0	0	179	168	724	0	1,006	268
Region Total	353	254	0	0	206	306	1,310	1	1,869	561

January to May new home starts (Halton Region)

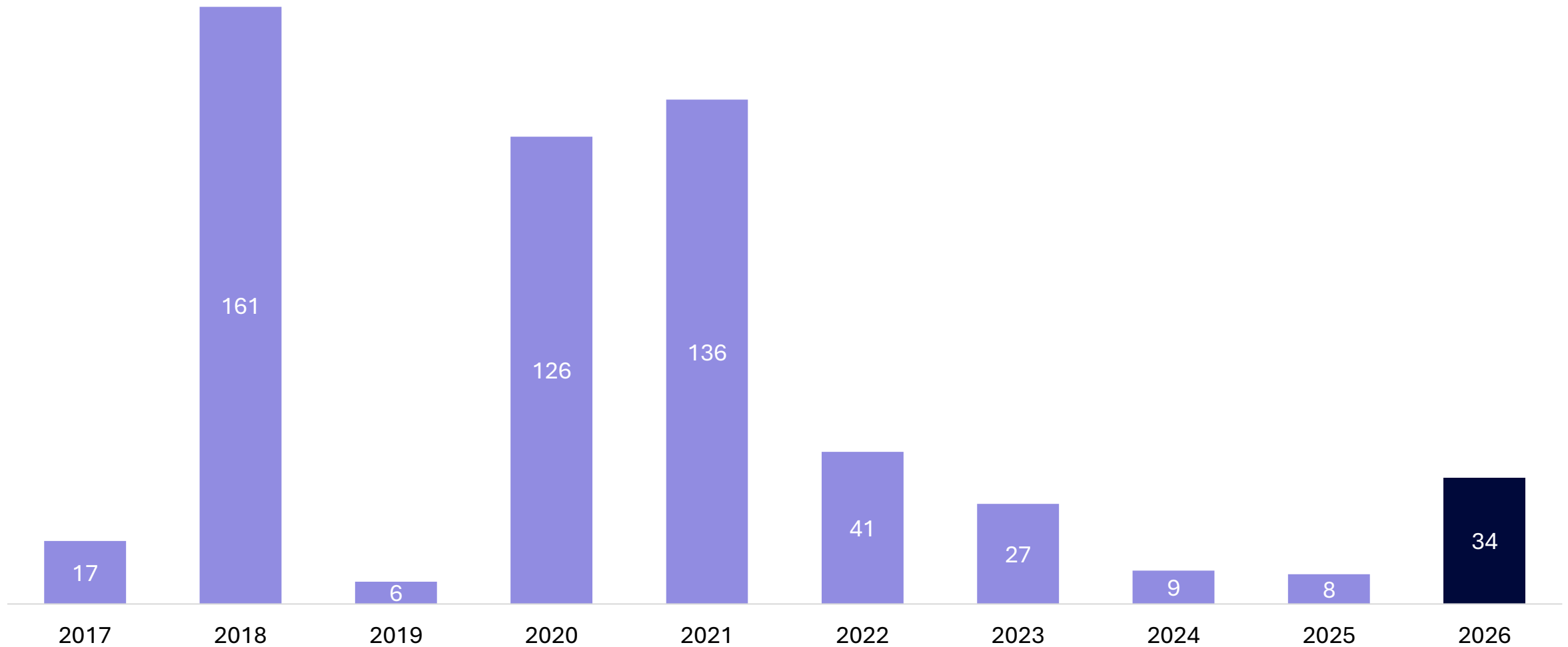


Source: CMHC

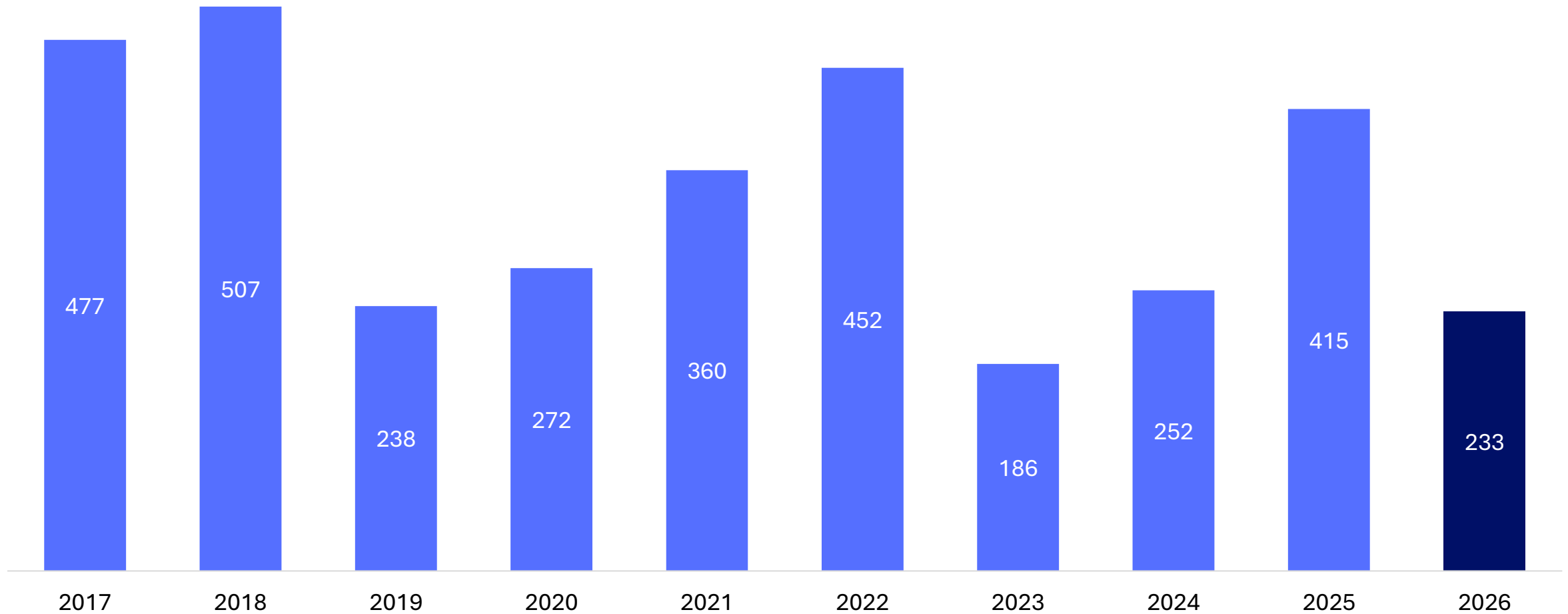
January to May new home starts (Burlington)



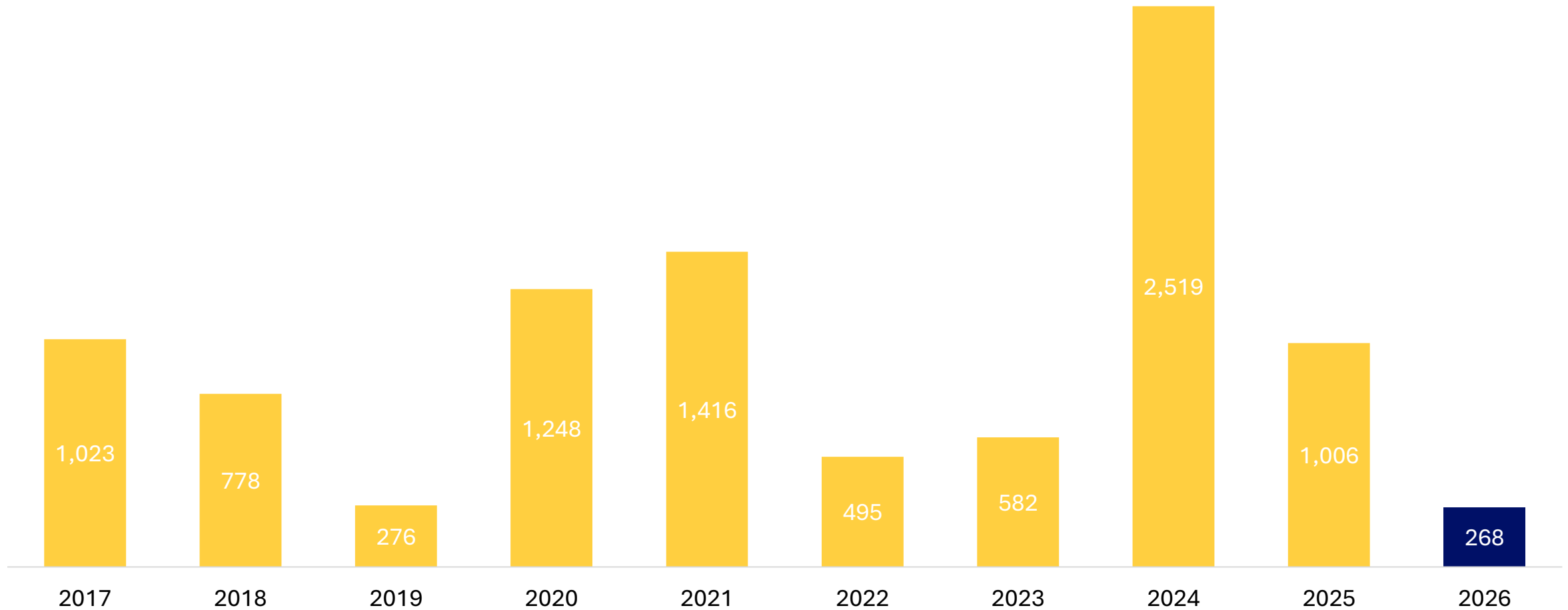
January to May new home starts (Halton Hills)



January to May new home starts (Milton)



January to May new home starts (Oakville)



January to May new home starts compared to typical activity in the past ten years

Halton Region					
Period	Burlington	Halton Hills	Milton	Oakville	Region Total
2026	26	34	233	268	561
Compared to January to May ten-year benchmark*	271 (-90%)	34 (-0%)	316 (-26%)	892 (-70%)	1,705 (-67%)

Halton Region			
Period	Ground-oriented homes	Apartments	All dwelling types
2026	560	1	561
Compared to January to May ten-year benchmark*	820 (-32%)	726 (-99%)	1,705 (-67%)

*The median of the preceding ten January to May values. The benchmark for each category is calculated independently. Therefore, the benchmark for the overall region may not equal the sum of the columns.

Thank you



Anthony Passarelli

Lead Economist and Spokesperson (Southern Ontario) at Canada Mortgage and Housing...



apassare@cmhc-schl.gc.ca

Canada

