

Halton Region

March 2026 New Home Starts

Anthony Passarelli

Lead Economist
(Southern Ontario)

Canada



March new home starts

Halton Region	Single-detached		Semi-detached		Row		Apartment		Total	
Municipality	2025	2026	2025	2026	2025	2026	2025	2026	2025	2026
Burlington (CY)	2	6	0	0	0	0	2	1	2	7
Halton Hills (T)	1	0	0	0	0	0	0	0	1	0
Milton (T)	42	22	0	0	0	6	0	0	42	28
Oakville (T)	17	14	0	0	18	48	0	0	35	62
Region Total	62	42	0	0	18	54	2	1	80	97

March 2026 new home starts neighbourhood spotlight

Oakville (census tract 0615.00)



	Month	YTD
Single-detached	12	29
Semi-detached	0	0
Row	48	115
Apartment	0	0
All	60	144

Milton (census tract 0620.13)

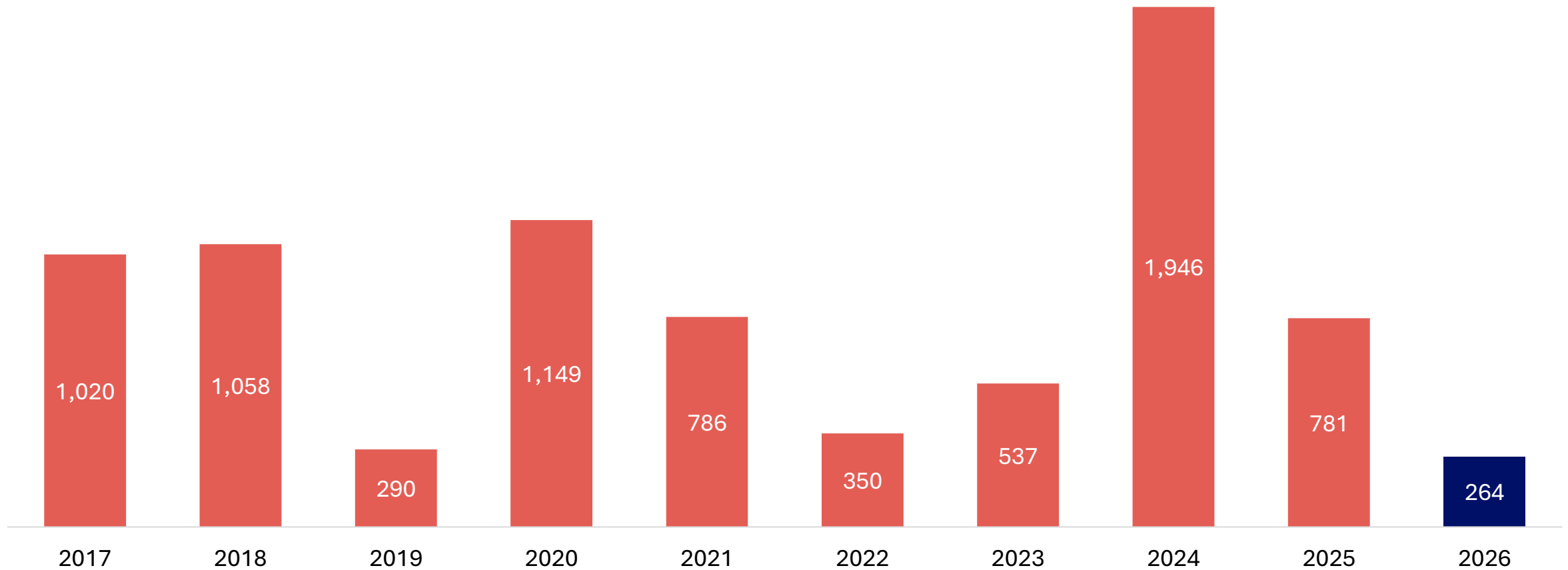


	Month	YTD
Single-detached	22	71
Semi-detached	0	0
Row	6	6
Apartment	0	0
All	28	77

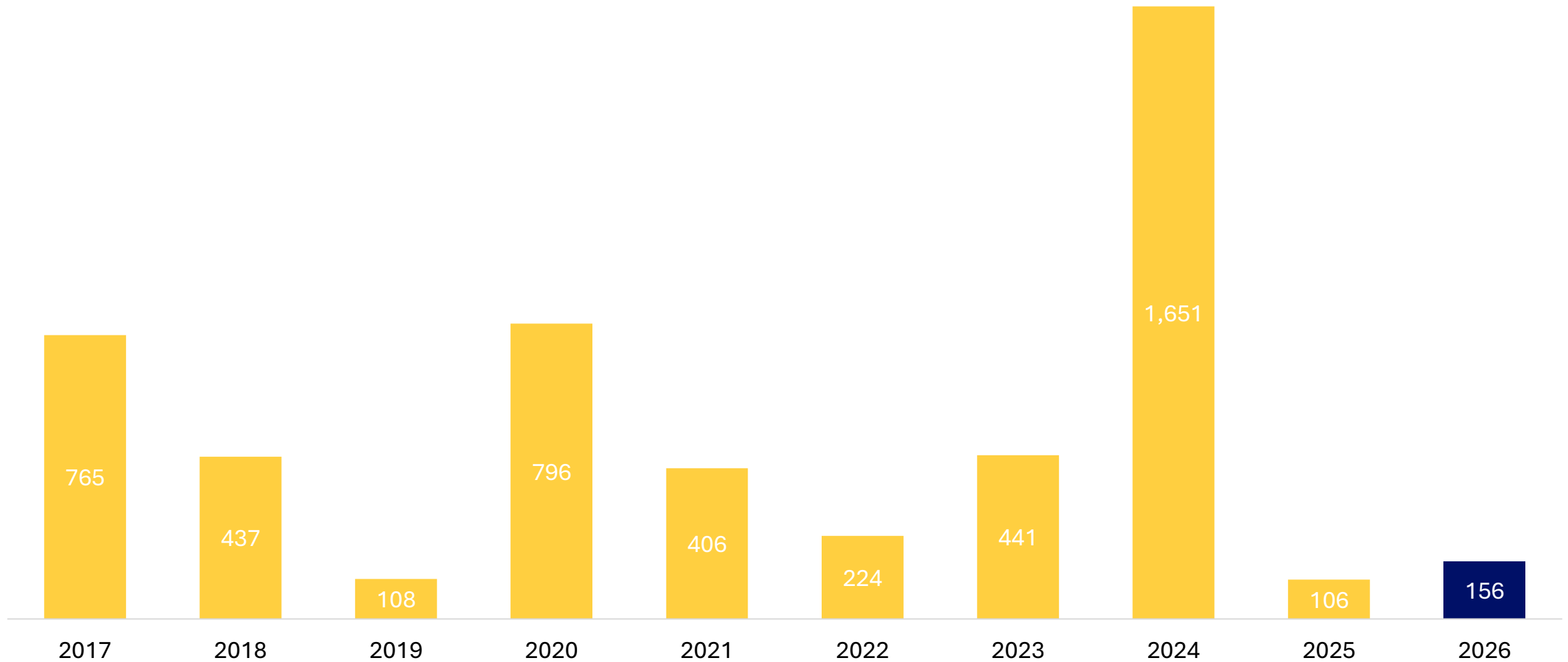
January to March new home starts

Halton Region Municipality	Single-detached		Semi-detached		Row		Apartment		Total	
	2025	2026	2025	2026	2025	2026	2025	2026	2025	2026
Burlington (CY)	8	21	0	0	0	0	388	1	396	22
Halton Hills (T)	2	2	0	0	0	7	0	0	2	9
Milton (T)	90	71	0	0	27	6	160	0	277	77
Oakville (T)	41	41	0	0	65	115	0	0	106	156
Region Total	141	135	0	0	92	128	548	1	781	264

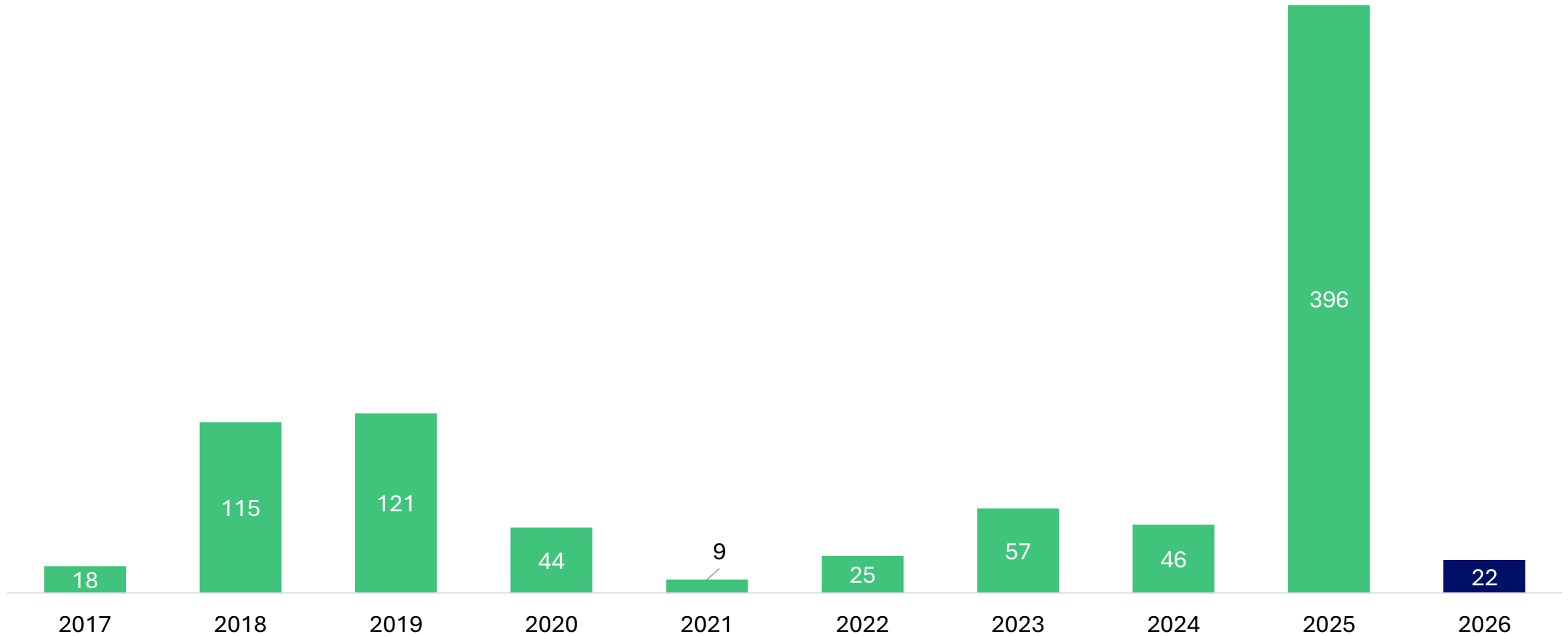
January to March new home starts over the past ten years (Halton Region)



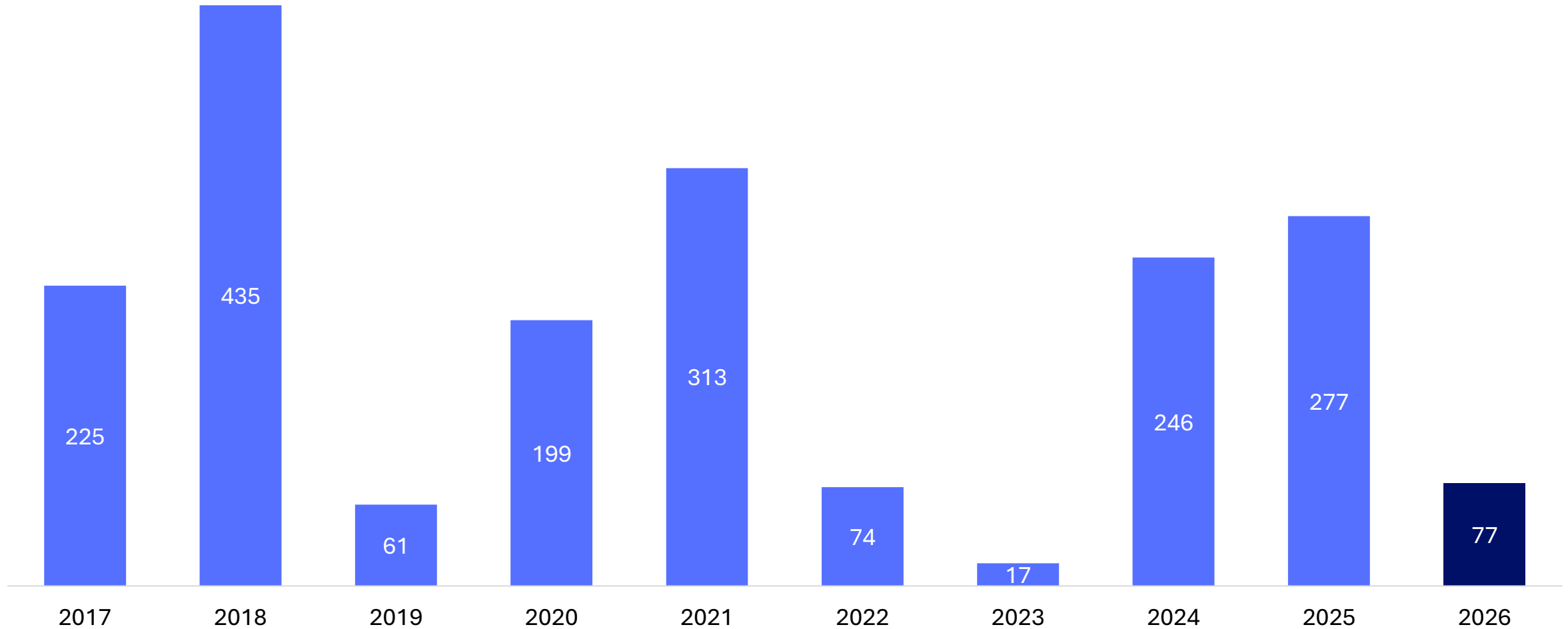
January to March new home starts over the past ten years (Oakville)



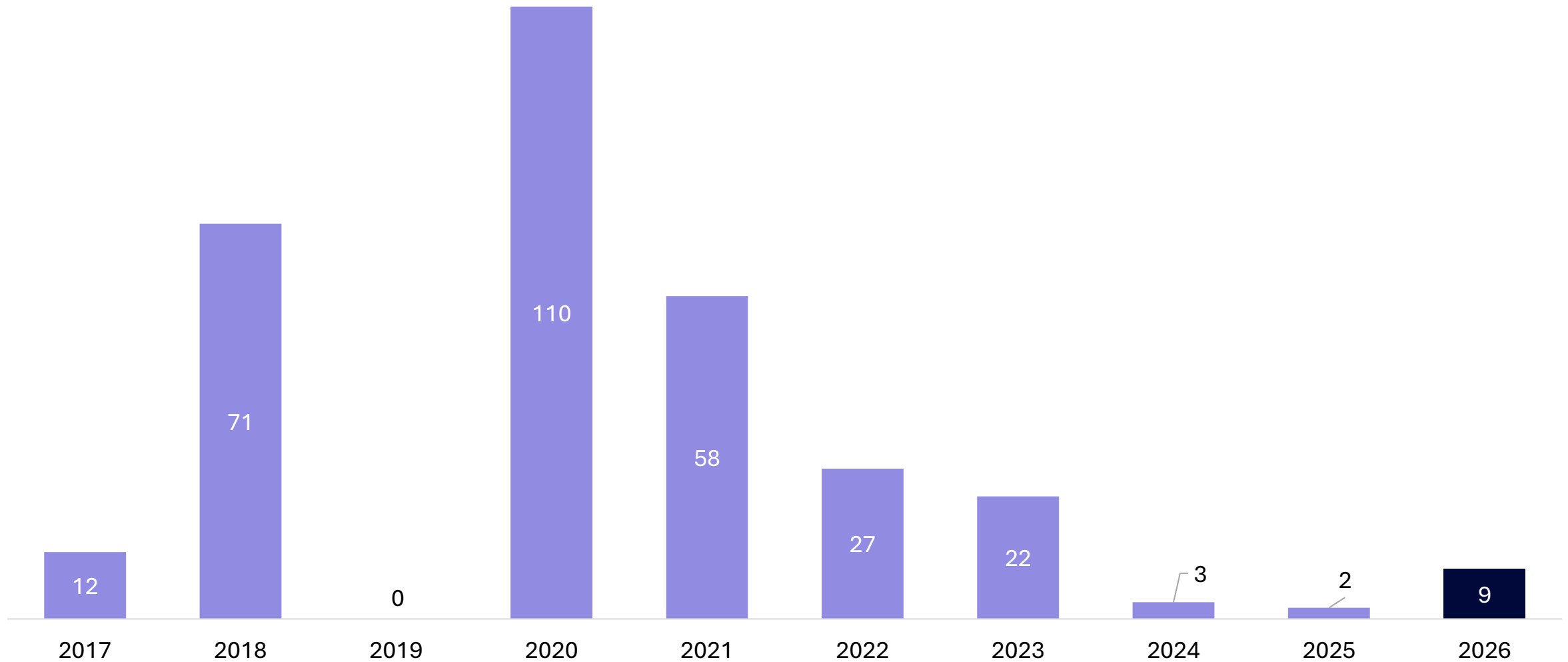
January to March new home starts over the past ten years (Burlington)



January to March new home starts over the past ten years (Milton)



January to March new home starts over the past ten years (Halton Hills)



Year-to-date new home starts compared to ten-year median

Halton Region		
Municipality	Jan to Mar 2026	Jan to Mar median 2016-2025
Burlington	22	52
Halton Hills	9	21
Milton	77	225
Oakville	156	439
Region Total	264	834

Halton Region		
Dwelling type	Jan to Mar 2026	Jan to Mar median 2016-2025
Single-detached, semi-detached and townhomes	263	452
Apartments	1	392
All dwelling types	264	834